













# PMP Online Prep Module

The PMP Online Prep Module has been prepared by PMstudy - a global leader in PMP certification which has enabled more than 200,000 students to pass the PMP exam with a success rate of 98.7%. This exhaustive online preparatory course has been designed with the following features:

- |   |   |   |   |
|---|---|---|---|
| <ul style="list-style-type: none"> <li> <b>Videos</b></li> <li> <b>PMI Contact Hours</b></li> <li> <b>Chapter Test</b></li> </ul> | <p>High Quality Videos explaining PMBOK concepts from all chapters</p> <p>35 PMI contact hours for Project Management Examination eligibility</p> <p>Up to 100 questions per chapter to check the student's proficiency in each chapter</p> | <ul style="list-style-type: none"> <li> <b>Simulated Test</b></li> <li> <b>Online Study Material</b></li> <li> <b>Mobile Applications</b></li> </ul> | <p>4 full-length simulated exams designed on the lines of the actual exam</p> <p>Different formats of study materials like study guides, pod casts, terms and concepts</p> <p>Mobile applications to provide student access to preparatory material on the go</p> |
|---|---|---|---|

	SILVER	GOLD	PLATINUM
	starting at <b>\$ 49.95</b>	starting at <b>\$ 139.95</b>	starting at <b>\$ 489.95</b>
 <b>Simulated Practice Test</b> 200 Questions, 4 Hours	4 tests	4 tests	4 tests
 <b>Videos</b> Total 12 chapters	<span style="background-color: #27ae60; color: white; border-radius: 50%; padding: 2px;">1</span> <span style="border: 1px solid #ccc; border-radius: 50%; padding: 2px;">2</span> <span style="border: 1px solid #ccc; border-radius: 50%; padding: 2px;">3</span> <span style="border: 1px solid #ccc; border-radius: 50%; padding: 2px;">4</span> <span style="border: 1px solid #ccc; border-radius: 50%; padding: 2px;">5</span> <span style="border: 1px solid #ccc; border-radius: 50%; padding: 2px;">6</span> <span style="border: 1px solid #ccc; border-radius: 50%; padding: 2px;">7</span> <span style="border: 1px solid #ccc; border-radius: 50%; padding: 2px;">8</span> <span style="border: 1px solid #ccc; border-radius: 50%; padding: 2px;">9</span> <span style="border: 1px solid #ccc; border-radius: 50%; padding: 2px;">10</span> <span style="border: 1px solid #ccc; border-radius: 50%; padding: 2px;">11</span> <span style="border: 1px solid #ccc; border-radius: 50%; padding: 2px;">12</span>	<span style="background-color: #27ae60; color: white; border-radius: 50%; padding: 2px;">1</span> <span style="background-color: #27ae60; color: white; border-radius: 50%; padding: 2px;">2</span> <span style="background-color: #27ae60; color: white; border-radius: 50%; padding: 2px;">3</span> <span style="background-color: #27ae60; color: white; border-radius: 50%; padding: 2px;">4</span> <span style="background-color: #27ae60; color: white; border-radius: 50%; padding: 2px;">5</span> <span style="background-color: #27ae60; color: white; border-radius: 50%; padding: 2px;">6</span> <span style="background-color: #27ae60; color: white; border-radius: 50%; padding: 2px;">7</span> <span style="background-color: #27ae60; color: white; border-radius: 50%; padding: 2px;">8</span> <span style="background-color: #27ae60; color: white; border-radius: 50%; padding: 2px;">9</span> <span style="background-color: #27ae60; color: white; border-radius: 50%; padding: 2px;">10</span> <span style="background-color: #27ae60; color: white; border-radius: 50%; padding: 2px;">11</span> <span style="background-color: #27ae60; color: white; border-radius: 50%; padding: 2px;">12</span>	<span style="background-color: #27ae60; color: white; border-radius: 50%; padding: 2px;">1</span> <span style="background-color: #27ae60; color: white; border-radius: 50%; padding: 2px;">2</span> <span style="background-color: #27ae60; color: white; border-radius: 50%; padding: 2px;">3</span> <span style="background-color: #27ae60; color: white; border-radius: 50%; padding: 2px;">4</span> <span style="background-color: #27ae60; color: white; border-radius: 50%; padding: 2px;">5</span> <span style="background-color: #27ae60; color: white; border-radius: 50%; padding: 2px;">6</span> <span style="background-color: #27ae60; color: white; border-radius: 50%; padding: 2px;">7</span> <span style="background-color: #27ae60; color: white; border-radius: 50%; padding: 2px;">8</span> <span style="background-color: #27ae60; color: white; border-radius: 50%; padding: 2px;">9</span> <span style="background-color: #27ae60; color: white; border-radius: 50%; padding: 2px;">10</span> <span style="background-color: #27ae60; color: white; border-radius: 50%; padding: 2px;">11</span> <span style="background-color: #27ae60; color: white; border-radius: 50%; padding: 2px;">12</span>
 <b>Online Study Material</b> Study Guides, Chapter tests, Pod casts, Terms and Concepts	<span style="border: 1px solid #ccc; border-radius: 50%; padding: 2px;">1</span> <span style="border: 1px solid #ccc; border-radius: 50%; padding: 2px;">2</span> <span style="border: 1px solid #ccc; border-radius: 50%; padding: 2px;">3</span> <span style="border: 1px solid #ccc; border-radius: 50%; padding: 2px;">4</span> <span style="border: 1px solid #ccc; border-radius: 50%; padding: 2px;">5</span> <span style="border: 1px solid #ccc; border-radius: 50%; padding: 2px;">6</span> <span style="border: 1px solid #ccc; border-radius: 50%; padding: 2px;">7</span> <span style="border: 1px solid #ccc; border-radius: 50%; padding: 2px;">8</span> <span style="border: 1px solid #ccc; border-radius: 50%; padding: 2px;">9</span> <span style="border: 1px solid #ccc; border-radius: 50%; padding: 2px;">10</span> <span style="border: 1px solid #ccc; border-radius: 50%; padding: 2px;">11</span> <span style="border: 1px solid #ccc; border-radius: 50%; padding: 2px;">12</span>	<span style="background-color: #27ae60; color: white; border-radius: 50%; padding: 2px;">1</span> <span style="background-color: #27ae60; color: white; border-radius: 50%; padding: 2px;">2</span> <span style="background-color: #27ae60; color: white; border-radius: 50%; padding: 2px;">3</span> <span style="background-color: #27ae60; color: white; border-radius: 50%; padding: 2px;">4</span> <span style="background-color: #27ae60; color: white; border-radius: 50%; padding: 2px;">5</span> <span style="background-color: #27ae60; color: white; border-radius: 50%; padding: 2px;">6</span> <span style="background-color: #27ae60; color: white; border-radius: 50%; padding: 2px;">7</span> <span style="background-color: #27ae60; color: white; border-radius: 50%; padding: 2px;">8</span> <span style="background-color: #27ae60; color: white; border-radius: 50%; padding: 2px;">9</span> <span style="background-color: #27ae60; color: white; border-radius: 50%; padding: 2px;">10</span> <span style="background-color: #27ae60; color: white; border-radius: 50%; padding: 2px;">11</span> <span style="background-color: #27ae60; color: white; border-radius: 50%; padding: 2px;">12</span>	<span style="background-color: #27ae60; color: white; border-radius: 50%; padding: 2px;">1</span> <span style="background-color: #27ae60; color: white; border-radius: 50%; padding: 2px;">2</span> <span style="background-color: #27ae60; color: white; border-radius: 50%; padding: 2px;">3</span> <span style="background-color: #27ae60; color: white; border-radius: 50%; padding: 2px;">4</span> <span style="background-color: #27ae60; color: white; border-radius: 50%; padding: 2px;">5</span> <span style="background-color: #27ae60; color: white; border-radius: 50%; padding: 2px;">6</span> <span style="background-color: #27ae60; color: white; border-radius: 50%; padding: 2px;">7</span> <span style="background-color: #27ae60; color: white; border-radius: 50%; padding: 2px;">8</span> <span style="background-color: #27ae60; color: white; border-radius: 50%; padding: 2px;">9</span> <span style="background-color: #27ae60; color: white; border-radius: 50%; padding: 2px;">10</span> <span style="background-color: #27ae60; color: white; border-radius: 50%; padding: 2px;">11</span> <span style="background-color: #27ae60; color: white; border-radius: 50%; padding: 2px;">12</span>
 <b>Mobile Applications</b> Chapter Test, Terms and Concepts and Flash Cards	Yes	Yes	Yes
 <b>PMI Contact Hours</b> 40 Contact hours	No	\$50	Yes
 <b>Access Duration</b>	60 days	60, 90 and 120 days	180 days